



Features

- Built-in Web Server
- Web HMI
- Support for both Modbus TCP and Modbus UDP Protocols
- Communication Security
- Dual Watchdog
- Wide Operating Temperature Range: -25 ~ +75°C
- I/O Pair Connection
- Built-in I/O
 - Strain Gauge Input: 2 Channels
 - AO: 1 Channels
 - DI/Counter: 2 Channels
 - DO: 2 Channels



Introduction

The ET-7016/PET-7016 is a web-based Ethernet I/O module that features a built-in web server which allows remote configuration, I/O monitoring and I/O control simply by using a regular web browser. Remote control is as easy as surfing the Internet. In addition, the web HMI function means that programming or HTML skills are no longer required so creating dynamic and attractive web pages for I/O monitoring and I/O control purposes will be more fun for engineers in the future. The ET-7016/PET-7016 offers easy and safe access for users at anytime and from anywhere, and also supports the Modbus TCP protocol that ensures perfect integration with SCADA software. Furthermore, the PET-7016 features "PoE", meaning that not only is data transmitted through an Ethernet cable but also power making installation of the PET-7016 a piece of cake. Imagine no more unnecessary wires with only an Ethernet cable being required to take care of everything in the field.

The ET-7016/PET-7016 is a strain gauge module providing are 2 analog input channels, 1 excitation voltage output channel, 2 digital input channels and 2 digital output channels module. It provides a programmable input range on all analog inputs (+/-1 mV, +/-50 mV, +/-100 mV, +/-500 mV, +/-1 V, and +/-2.5 V) and supports full-bridge, half-bridge, and quarter-bridge. The range for each analog input is allowed to be configured individually. Excitation voltage output can be in the range of 0 ~ 10 V with a 60 mA driving efficiency. Digital outputs can also be set as alarm outputs. The ET-7016/PET-1016 can also provide long-distance strain gauge measurement that compensates for the loss of voltage resulting from long-distance measurements.

Applications

Building Automation, Factory Automation, Machine Automation, Remote Maintenance, Remote Diagnosis, Testing Equipment.

System Specifications

Models	ET-7016	PET-7016
Software		
Built-in Web Server	Yes	
Web HMI	Yes	
I/O Pair Connection	Yes	
Communication		
Ethernet Port	10/100 Base-TX with Auto MDI/MDI-X	
PoE	-	Yes
Protocol	Modbus TCP, Modbus UDP	
Security	ID, Password and IP Filter	
Dual Watchdog	Yes, Module (0.8 seconds), Communication (Programmable)	
LED Indicators		
L1 (System Running)	Yes	
L2 (Ethernet Link/Act)	Yes	
L3 (Ethernet 10/100 M Speed)	Yes	
PoE Power	-	Yes
2-Way Isolation		
Ethernet	1500 V _{oc}	-
I/O	2500 V _{oc}	2500 V _{oc}
EMS Protection		
ESD (IEC 61000-4-2)	4 kV Contact for Each Terminal and 8 kV Air for Random Point	
EFT (IEC 61000-4-4)	+/-4 kV for Power	
Power Requirements		
Reverse Polarity Protection	Yes	
Powered from Terminal Block	Yes, 10 ~ 30 V _{oc}	Yes, 12 ~ 48 V _{oc}
Powered from PoE	-	Yes, IEEE 802.3af, Class1
Consumption	4.2 W	5.3 W
Mechanical		
Dimensions (W x L x H)	72 mm x 123 mm x 35 mm	
Installation	DIN-Rail or Wall Mounting	
Environment		
Operating Temperature	-25 ~ +75°C	
Storage Temperature	-30 ~ +80°C	
Humidity	10 ~ 90% RH, Non-condensing	

I/O Specifications

Strain Gauge Input		
Channels	2 (Differential)	
Type	+/-15 mV, +/-50 mV, +/-100 mV, +/-500 mV, +/-1 V, +/-2.5 V, +/-20mA, 10 ~ 20 mA, 4 ~ 20 mA	
Strain Gauge Type	Full-Bridge, Half-Bridge, and Quarter-Bridge	
Individual Channel Configuration	Yes	
Resolution	16-bit	
Sampling Rate	10 Samples/Second (Total)	
Accuracy	+/-0.05%	
Zero Drift	+/-0.5 μ V/ $^{\circ}$ C	
Span Drift	+/-25 ppm/ $^{\circ}$ C	
Overvoltage Protection	30 Vdc	
Input Impedance	Voltage Input: >400 k Ω , Current Input: 125 Ω	
Common Mode Rejection	150 dB min.	
Normal Mode Rejection	100 dB	
Excitation Voltage Output		
Channels	1	
Output Range	0 ~ 10 V	
Max. Output Load Current	60 mA	
Accuracy	+/-0.05% of FSR	
Drift	+/- 50 ppm/ $^{\circ}$ C	
Power-on Value	Yes	
Digital Input/Counter		
Channels	2	
Contact	Wet	
Sink/Source (NPN/PNP)	Sink/Source	
Off Voltage Level	+1 Vdc Max.	
On Voltage Level	+3.5 Vdc ~ +50 Vdc	
Counters	Channels	2
	Max. Count	4,294,967,285 (32-bit)
	Max. Input Frequency	100 Hz
	Min. Pulse Width	5 ms
Overvoltage Protection	70 Vdc	
Digital Output		
Channels	2	
Type	Isolated Open Collector	
Sink/Source (NPN/PNP)	Sink	
Max. Load Current	700 mA/Channel	
Load Voltage	+ 5 Vdc ~ + 50 Vdc	
Overvoltage Protection	60 Vdc	
Overload Protection	1.4 A	
Short-circuit Protection	Yes	
Power-on Value	Yes, Programmable	
Safe Value	Yes, Programmable	






Excitation Voltage

Strain Gauge	Quarter-Bridge	Half-Bridge	Full-Bridge
120R	7.0V	7.0V	3.5V
350R	10V	10V	10V

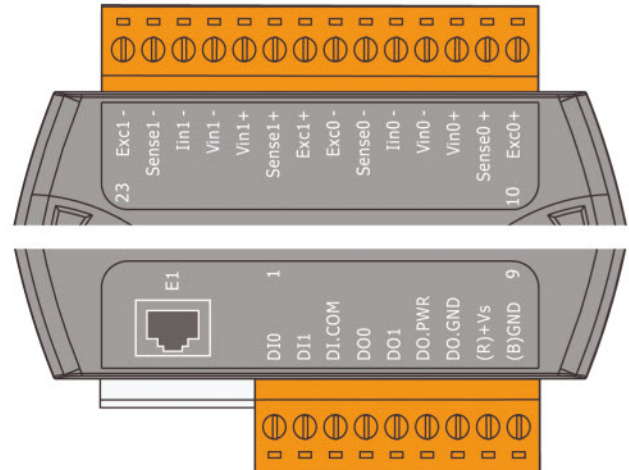
Ordering Information

ET-7016 CR	2-channel Strain Gauge and DIO Module (RoHS)
PET-7016 CR	2-channel Strain Gauge and DIO Module with PoE (RoHS)

Accessories

 NS-205 CR	Unmanaged 5-port Industrial Ethernet Switch; requires a 24 Vdc Input (RoHS)
 NS-205PSE CR	Unmanaged Ethernet switch with 4-PoE and 1 RJ45 uplink; requires a 48 Vdc Input (RoHS)
 NS-205PSE-24V CR	Unmanaged Ethernet switch with 4-PoE and 1 RJ45 uplink; requires a 24 Vdc Input (RoHS)
 MDR-20-24 CR	24V/1A, 24 W Power Supply with DIN-Rail Mounting (RoHS)
 DIN-KA52F-48 CR	48V/0.52A, 25 W Power Supply with DIN-Rail Mounting (RoHS)

Pin Assignments



Wire Connections

