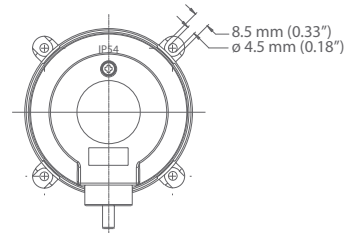
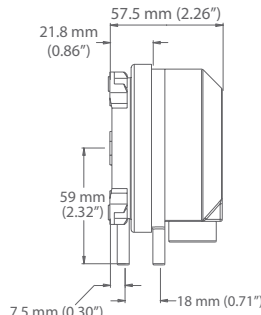



DIFFERENTIAL PRESSURE SWITCH



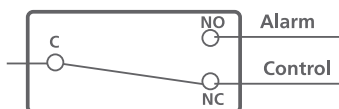
GFS SERIES

PRODUCT DESCRIPTION

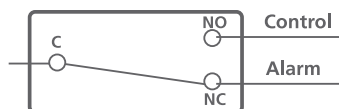
The differential pressure switch housing unit contains a diaphragm, a snap-acting SPDT switch, and a range adjustment knob with increments. The sample connections located on the side accept 6.35mm (0.25") OD tubing. There are 3 pressure ranges available. 2 pick up tubes and 2m (6.56') of PVC tubing are included. The enclosure cover guards against accidental contact with the live switch terminal screws and the setpoint adjustment knob with indication.

ALARM OR CONTROL

To prove excessive airflow or pressure



To prove insufficient airflow or pressure



SPECIFICATIONS

ADJUSTMENT RANGE	See product ordering information
ADJUSTMENT KNOB MARKINGS	Scaled in Pascal and "WC
SWITCH TOLERANCE	±15%
SWITCH REPEATABILITY	80: +/-5%, min +/- 5 Pa 83: +/-2.5%, min +/- 5 Pa 86: +/-1%
MAXIMUM OPERATING PRESSURE	1.45 PSI (10 kPa) for all pressure ranges
MEDIUM	Air, non-combustible, and non-aggressive gases
TEMPERATURE RANGE	Medium and Ambient Temperature: -20 to 60°C (-4 to 140°F) Storage Temperature: -40 to 85°C (-40 to 185°F)
OPERATING HUMIDITY RANGE	0-95%, Non-Condensing
DIAPHRAGM MATERIAL	Silicone, tempered at 200°C, free of gas emissions
PRESSURE CONNECTIONS	2 plastic pipe connection pieces (P1 and P2), external diameter 6.0mm P1 for connection to higher pressure P2 for connection to lower pressure
ELECTRICAL RATING	Max. 1.0A (0.4A) / 250 Vac, 50/60 Hz Max. 0.1A / 24 Vdc
ELECTRICAL CONNECTIONS	AMP flat plug 6.3mm x 0.8mm Push-on screw terminals Cable conduit with cable relief
MECHANICAL WORKING LIFE	Over 10 million switching operations
HOUSING MATERIALS	Switch body made of PA 6.6, cover made of PC
PROTECTION CATEGORY	IP54 with cover (NEMA 13)
WEIGHT	With cover 160g
INCLUDED ACCESSORIES	2 meters of PVC hose and 2 plastic tubes Set of 3 push-on screw terminals
APPROVALS	CE ETL Approves, No. 3192203 UL508 & CSA 22.2

ORDERING

PRODUCT RANGE	GFS-	Adjustable Differential Pressure Switch with Setpoint Indication
	80	20 to 300 Pa (0.08" to 1.20 "WC), Switch differential 10 Pa (0.04 "WC)
	83	50 to 500 Pa (0.2" to 2.00 "WC), Switch differential 20 Pa (0.08 "WC)
	86	500 to 2500 Pa (2.00" to 10.00 "WC), Switch differential 150 Pa (0.60 "WC)
ADDITIONAL DESCRIPTION	U-NPIKG	ETL & CE, 1/2" NPT & duct install kit, Greystone branded
	C-NPIKN	CE only, 1/2" NPT & duct install kit, Non-branded

NOTE: Greystone Energy Systems, Inc. reserves the right to make design modifications without prior notice.

PART NUMBER

GFS-