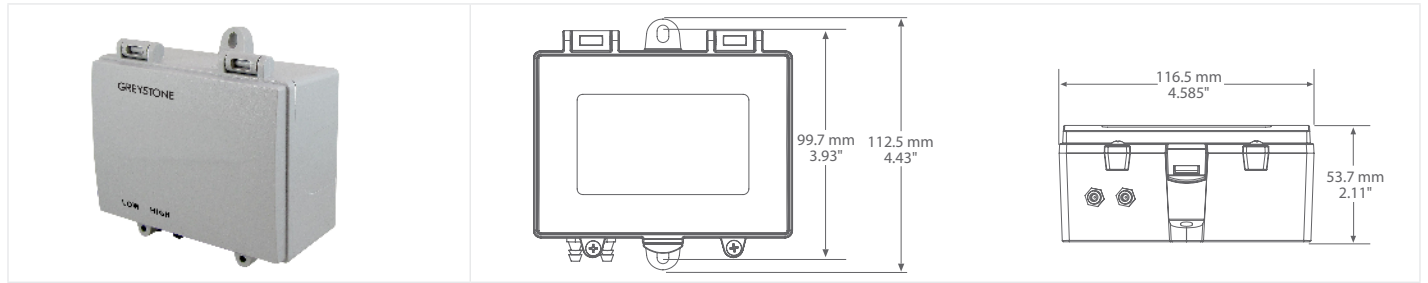




## ULTRA LOW PRESSURE TRANSMITTER



### EUP SERIES

### PRODUCT DESCRIPTION


The EUP can be used to measure positive, negative or differential pressure in the ranges of 25 Pa to 100 Pa and 0.1"wc to 0.4"wc. The pressure sensor technology is based on thermal flow measurement of gas through a micro-flow channel within the sensor chip, which results in superior sensitivity for ultra low pressures. The device features field selectable current or voltage output signal types and can be set for unidirectional or bidirectional pressure measurements for the most flexible application. The output signal is factory calibrated and temperature compensated for highest start-up accuracy and trouble-free operation. Typical HVAC applications include monitoring of filter differential, room or building pressure. The EUP is housed in a polycarbonate enclosure with a hinged and gasketed cover for ease of installation.

### TYPICAL INSTALLATION

**For complete installation and wiring details, please refer to the product installation instructions.**

The EUP mounts on any surface using the two holes provided on the base of the unit. Make sure there is enough space around the unit to connect the pressure tubing without kinking and avoid locations where severe vibrations or excessive moisture are present.

The enclosure provides mounting tabs for ease of installation.



### SPECIFICATIONS

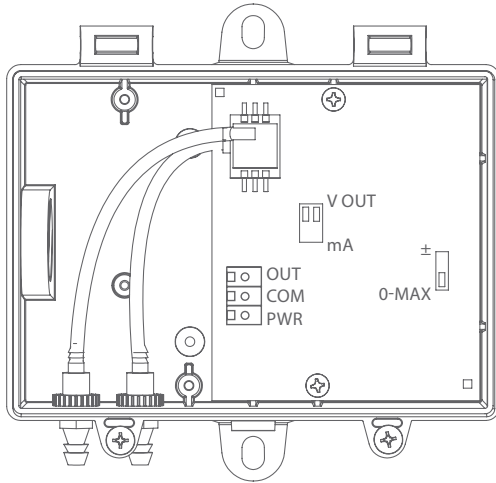
ACCURACY	±1% F.S.O.
PRESSURE RANGES	±0.1 / 0-0.1 "WC ±0.2 / 0-0.2 "WC ±0.4 / 0-0.4 "WC ±25 / 0-25 Pa ±50 / 0-50 Pa ±100 / 0-100 Pa
STABILITY	<±0.1% F.S. @ 22°C (72°F) including hysteresis, non-linearity and repeatability
THERMAL EFFECTS	±0.2% of reading / 10°C (-20 to 85°C) typical
RESPONSE TIME	250 ms
PROOF PRESSURE	200 kPa (30 PSI)
BURST PRESSURE	500 kPa (75 PSI)
AMBIENT OPERATING RANGE	0 to 50°C (32 to 122°F), 5 to 90 %RH, non-condensing
MEDIA COMPATIBILITY	Dry air or inert gas
POWER SUPPLY	24 Vac/dc ±20% (non-isolated half-wave rectified)
SUPPLY CURRENT	<b>Current:</b> 20 mA <b>Voltage:</b> 10 mA
PROTECTION CIRCUITRY	Reverse voltage protected and output limited
OUTPUT SIGNAL	4-20 mA (3-wire) or 0-10 Vdc (field selectable)
OUTPUT DRIVE @ 24 VDC	<b>Current:</b> 500 Ω maximum <b>Voltage:</b> 10,000 Ω minimum
STORAGE TEMPERATURE	-20 to 85°C (-4 to 185°F)
WIRING CONNECTIONS	Screw terminal block (14 to 22 AWG)
PRESSURE CONNECTIONS	Barbed ports for 1/8" to 3/16" ID tubing
CONDUIT CONNECTION	1/2" NPT conduit or cable gland
ENCLOSURE	<b>B:</b> Grey Polycarbonate UL94-V0, IP65 (NEMA 4X) <b>F:</b> Same as B, with thread adapter (1/2" NPT to M16) and cable gland fitting
APPROVALS	CE, RoHS
COUNTRY OF ORIGIN	Canada

### ACCESSORIES - INCLUDED WITH F ENCLOSURE OPTION





## PCB CONFIGURATIONS



TERMINAL	FUNCTION
OUT	Analog Input
COM	Common
PWR	24 Vdc/ac

EUP

## ORDERING

PRODUCT	EUP	Ultra Low Pressure Transmitter
ENCLOSURE	B F	Polycarbonate with hinged and gasketed cover Same as B, with thread adapter & cable gland fitting
PRESSURE RANGES - SELECTABLE	001WX 002WX 004WX 025PX 050PX 100PX	±0.1" / 0-0.1"WC ±0.2" / 0-0.2"WC ±0.4" / 0-0.4"WC ±25 / 0-25 Pa ±50 / 0-50 Pa ±100 / 0-100 Pa

NOTE: Greystone Energy Systems, Inc. reserves the right to make design modifications without prior notice.

## PART NUMBER

EUP